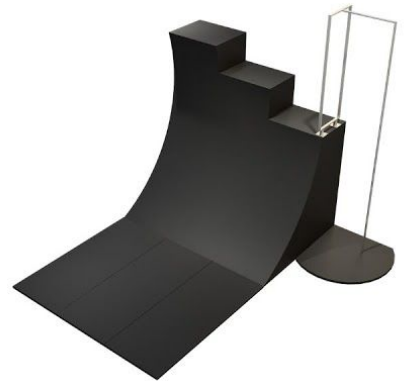




WARPED WALL

Owner / Operator Manual



WARPED WALL MANUAL

TABLE OF CONTENTS.

3	Overview
3	Structure & Use
4	Court Attendants
5	Responsibilities
6	General Rules
7	Signage & Patron Education
9	Inspection & Maintenance
13	Cleaning
14	Risk Assessment
17	Conclusion
17	Appendix A - Terminology & Pictures
19 + 20	Appendix B - Daily Inspection Chart

↑ Overview

This manual contains proper operational procedures which ensure the safest and most enjoyable experience for customers and employees. The following information is for the purpose and intent to provide owners and operators with operational procedures and inspection/maintenance recommendations that will facilitate top performance of the equipment, as well as longevity of the product. Your attraction is constructed by following the specified procedures and using quality materials, all in compliance with the industry standards. This manual covers categorical recommendations as well as details on specific components and features.

Within trampoline and adventure parks that feature Ninja Courses, the **Warped Wall** is a common addition featuring two exit options: a Fireman's Pole and/or Air Bag. It is critical for owners and operators of an amusement destination to become familiar with the design, function, roles, rules, and instructions for care found within this manual. For any additional inquiries regarding specific needs not found in this manual, please contact Fun Spot® directly at:

+1 (706) 376 8989.

MANUFACTURER'S NOTE: According to ASTM F2970-17, Section 14.2 - all owners/operators must notify the manufacturer of all major incidents that occur at this attraction. Any patterns of repeated major incidents should also be reported.

⇒ Structure & Use

The Warped Wall has **two exit options**. Some parks will feature the Warped Wall anchored against another wall, allowing for only a Fireman's Pole exit, while other parks may feature it next to an Air Bag as well. The main frame is made from flame-retardant wood, while the Warped Wall face is made from Skatelite®. At the top of the Warped Wall face is a steel grip bar with a grip paint finish. The fireman's pole exit is a steel pole with a colored gloss finish secured on the Warped Wall structure and the platform or ground. The Warped Wall may also feature a siren system at the top of the Wall, as well as an Air Bag exit. Please refer to Appendix A on pg. 17 for a visual aid and key terminology.

Fun Spot® installers are trained to follow instructions to specific details in the installation process, so maintaining the use of the Warped Wall with its designed purpose is crucial for structure integrity and longevity. Misuse of the structure's features could compromise safety; therefore, **managerial training during the installation is critical** (see Inspection & Maintenance section, pg. 5).

To protect the longevity of the Warped Wall and the integrity of the the Air Bag exit, participants should **never exceed the attraction's max capacity and should always wear appropriate attire**. There should only be one person attempting the Warped Wall at a time, and the top of the Warped Wall is not for spectating or resting. Guests should never wear jeans, belts, or any clothing that could damage the equipment. Due to the upper-body strength and coordination required for this attraction, the Warped Wall is intended for participants with a height of 48" or more.

MANUFACTURER'S NOTE: The Warped Wall is intended to be a permanent structure. Assembly and dismantling of this attraction should be done by a professional Fun Spot® installer only.

Court Attendants

Out of all of the roles in a trampoline park, the **Court Attendant** has the most interactive and dynamic role. Upon first glance, one might presume they are the "lifeguards" of the courts - but they are far more. Instead of being stationed off to the side, observing and engaging only when someone breaks a rule or requires assistance, they are part of the park's high-energy atmosphere. This role is exciting, fun, and rewarding! Court Attendants keep the courts safe and actively contribute to the fast-paced experience.

Since each Court Attendant is a point-person for the facility, they need to always be in uniform and **easy to recognize** by any customer. The park's shirt is required for each shift, as well as proper shorts/pants and shoes according to the dress code laid out by the managers. Court Attendants cannot wear excessive jewelry, large earrings/bracelets/necklaces, or studded belts in case they must enter the court to help someone.

To correctly staff this attraction, a ratio should be recognized. The

industry standard ratio for Attendants to Jumpers, is 1:32, and should never be exceeded (also see ASTM F2970). Therefore, any Courts with over 32 trampolines should have *at least* two Court Attendants.

For a more comprehensive understanding of the Court Attendant, please refer to the Fun Spot® Court Attendant Manual.

Responsibilities >>>>>>>

Court Attendant placement will vary depending on the size, shape, and features of the Warped Wall. For all Court Attendants that will monitor the Warped Wall activity area, there are some foundational responsibilities they should be ready to fulfill throughout their shift:

1. **Teach** each participant the **safety guidelines** as necessary. Instead of focusing on what *not* to do with correction, focus on teaching the guests **how to safely use the equipment**. This instruction can be verbal or with safety signage that is in plain view.
2. **Be mindful** of participants' sizes, and maintain the **size requirement** at all times.
3. **Instruct** all guests **waiting near the Warped Wall**, or any of the entry and exit points. Spectators and guests should also not lean against the structure or its features at any time.
4. **Quickly address** any guests that are not using the equipment as its design intends.
5. When a Warped Wall is over capacity on busier days, CA's should take time to **direct** patrons to other obstacles. It is the CA's responsibility to make sure that the Warped Wall never exceeds capacity or reaches a point of overcrowding.
6. Court Attendants should carefully **pay attention** to any participants that are exhibiting any signs of fatigue or exhaustion. CA's should constantly remind patrons about the purpose and location of the designated resting area(s) in the park.

General Rules

With the nature of this kind of recreational facility, playing at a trampoline park requires all rules to be carefully followed by every participant. Every guideline and rule for this attraction exists to ensure protection for the jumpers and the equipment. All participants must have access to the rules of play and must also observe the instructions of the operator at all times. Before entering the Warped Wall, the following rules must be observed:

Before Entry: >>>>>>>

- ☐ A properly **completed waiver** must be signed by guests 18 years of age and older, or by a parent/legal guardian for guests under the age of 18.
- ☐ Guests should weigh **no more than 300 lbs.** (136 kgs.)
- ☐ Guests attempting the Warped Wall should be **48" or taller**.
- ☐ Guests should **not be wearing** large or loose jewelry, studded belts, or anything that could damage equipment or hurt another guest.
- ☐ Hard-billed **hats** are not recommended, and should be left outside the court during game play.
- ☐ Guests should be wearing appropriate **grip socks** - no shoes, bare feet, stockings, hose, or socks without approved grips.
- ☐ Guests should maintain their **jump pass** in a place that is easy for Attendants to see, and should be participating in the activity only during their purchased time.
- ☐ Pockets of participants should be **empty** at all times.
- ☐ **No gum or candy** is allowed during jump times.
- ☐ Attendants should make sure there are no guests under the influence of **harmful drugs or alcohol** (If an Attendant suspects that someone is under the influence, then they should notify a manager immediately).



Signage & Patron Education

Safety signs are always an important **educational** tool for the customers. Safety signage should always be clearly displayed at eye level, and in a contrasting appearance so they stand out. Rules signage should be placed near the entrance to Fun Spot® attractions. The following rules should be made clear, accessible, and legible:

ALWAYS:

- ☐ **Listen** to the instructions of the Court Attendants at all times.
- ☐ Wear appropriate **footwear** at all times.
- ☐ Keep your **pockets** empty.
- ☐ Pull back **long hair** into a ponytail, braid, or similar.
- ☐ **Only one person** should attempt, or be on, the Warped Wall at a time.
- ☐ Only climb on the Warped Wall **face** of the structure..

DO NOT:

- ☐ Attempt the Warped Wall **without** a team member present.
- ☐ **Exceed** the max capacity at any time.
- ☐ Use any foul language or **unsportsmanlike conduct**.
- ☐ Attempt any trick **off/from** the Warped Wall.

FOR WARPED WALLS WITH AIR BAGS:

- ☐ Land on the Air Bag with your **back** or **bottom** only.
- ☐ Do not **dive** or "**pencil**" into the Air Bag.
- ☐ Do not belly flop on the Air Bag, or **land face-first**.
- ☐ Do not **hang** on the drop-off to the Air Bag
- ☐ **Only one person** on the Air Bag at a time. Do not exceed the max capacity.

WARNING! Impact, flipping, climbing, and other activities can result in serious or fatal head injury, paralysis, bone fracture, and/or serious injury. Be responsible and **participate at your own risk**. Non-compliance may

result in the loss of your paid activity time.

- ☐ Do not attempt any obstacle, skill or activity outside your own limitations, abilities, or skill level. Use involves inherent risk. Participate with extreme caution at your own risk.
- ☐ Do not participate if you have any health limitations, had recent surgeries, are under the influence of drugs or alcohol, or if you are pregnant.
- ☐ Failure to follow the rules and safety guidelines may result in loss of jump pass, serious injury or death.

GUEST RESPONSIBILITY

Everyone that enters a court or activity zone must have completed a valid liability waiver. Those under the age of 18 must have the form completed and signed by a parent, legal guardian, or someone with legal power of attorney. Prior to participation, all guests and accompanying adults assume full responsibility to ensure that:

- ☐ All waivers are properly executed.
- ☐ Everyone has reviewed the rules and viewed the safety video (if applicable).
- ☐ Everyone must have a valid jump/activity ticket before entering any activity zone.
- ☐ Guests and accompanying adults must completely understand and agree to follow all rules and staff member instructions.
- ☐ Everyone is in good health without any restrictions.
- ☐ Every guest and participant must be aware of those around them.
- ☐ Activities may involve individuals of different sizes, ages, and abilities; guest participation is at their own risk.
- ☐ Guests and accompanying adults assume full responsibility for their actions and conduct.
- ☐ Guests and accompanying adults should also assume full

© 2020 Fun Spot Manufacturing, LLC. /// 1321 E. Franklin St. Hartwell, GA 30643
www.FUNSPOT.com /// No further reproductions or distributions are authorized.

responsibility of their own personal property, including, but not limited to, cameras, cell phones, shoes, handbags/purses, etc.

- ☐ Staff members reserve the right to relocate guests, accompanying adults and spectators to a different area at any time.

✖ Inspection & Maintenance

A **Daily** and **Weekly** inspection time should be observed in conjunction with the manufacturer inspection sheets (also see Appendix B on pg. 18). The Daily and Weekly inspections must be done during non-business hours so that the inspector can also hear the components that are being assessed. These inspections should be completed by a CA or manager. Completed inspection sheets should be saved with a time-stamp* and stored digitally for up to three years (or according to an attorney's recommendations). For specific needs regarding the Warped Wall attraction, please contact Fun Spot® directly at the number listed in the Overview section.

***MANUFACTURER'S NOTE:** A digital daily inspection log (verified by timestamps) must be submitted for some warranties to be valid.

Daily Visual and Tactile Inspection

- ☐ Inspect the **Warped Wall Face** for deformation (dents, cracks, gaps, etc.) of the material or protruding edges. There should be no sharp edges or exposed wood, and proper transitioning to the carpet-bonded foam flooring. There should be no splintering of the wood or missing pieces of the face, and the transition to the carpet-bonded foam should be smooth. Inspect all of the **screws** and ensure none are protruding or missing.
- ☐ Inspect all of the **grip bars**. Verify they are properly secured, without hardware or sharp edges exposed.
- ☐ Examine the top of the Warped Wall for splintering wood, as well as the **Fireman's Pole**. The pole should be properly secured to the Warped Wall structure and the ground/platform with no peeling paint or

sharp edges. The pole should not move when in use. Carefully inspect the **padded landing** positioned at the base of the Fireman's Pole for tears, holes, or worn areas. If the padded landing becomes worn or compressed, it should be replaced when it is no longer at least 6" thick.

- ❑ Inspect all **carpet-bonded foam** around the base of the Warped Wall. Make sure there are no tripping hazards and the flooring is level.
- ❑ Examine all nearby **Graphics Panels & Padded Walls**. All panels should remain undamaged and *secure* to keep guests from crawling underneath or behind the court during business hours.
- ❑ Remove any **trash**, obstructions, debris, or similar that was missed in the previous closing shift's cleaning.
- ❑ For Warped Walls with Air Bags:
 - ❑ Verify the **Air Bag blowers** are functioning correctly and the **Air Bag** has no defilement or holes, and is holding the correct inflation level (*see the third-party Air Bag manual for instructions*). Once inflated, the catch response of the Air Bag should always be tested at platform height before testing at the Warped Wall height.**
 - ❑ Check for gaps between the Air Bag **framing and the pads** over the frame of the pit. Adjust pads as needed.
- ❑ For Warped Walls with slides:
 - ❑ Examine the **slide supports** to ensure they are fixed to the ground or platform, with no missing hardware.
 - ❑ Examine the **slide entrance**, ensuring there are no sharp edges exposed or defilement of the slide material.
 - ❑ Examine all **hardware** (with supports and each slide section) to ensure there is nothing missing or broken.
 - ❑ Examine the **slide exit** for sharp edges, and the **padded landing** for rips, tears, or holes. The padded landing should be immovable and there should be no objects within 5 ft. of the slide exit.

☐ Check the **siren system** (if applicable) and ensure all wiring is hidden and the siren functions properly.

☐ Any padding or **carpet-bonded foam** at the base of the Warped Wall ramp or fireman's pole should be intact and in place with no gaps, tears, rips, or blemishes.

**** The response of the Air Bag to human weight should be tested daily to verify the blower is producing enough air and that the Bag has no holes or tears releasing air, besides the designated vent(s).**

Inspection During A Shift <<<<<<<

There are certain areas within every park that will require special attention. The Court Attendants will not only be monitoring the jumpers during their shift, but will also be mindful of the equipment as it is being used. Materials such as the grip bars and hardware, as well as the wear on the wall and exit devices throughout the day should be a constant priority of Court Attendants throughout their shift. In the event a part of the attraction needs to be serviced, netting or some sort of barrier should be established to close off the Warped Wall.*** This is to protect the employee(s), as well as the guests. In most cases where proper inspection and maintenance has been observed, the materials or devices can be serviced during non-business hours and will not require immediate care.

***** MANUFACTURER'S NOTE:** If a portion of a court needs to be serviced during hours of operation, it should only be for an emergency scenario and should be closed off throughout the entire time of repair. If a repair is made, at least one Court Attendant should be standing on the perimeter of the repair area to keep jumpers away. Repairs during business hours can be dangerous if not done properly!

Weekly Extended Inspection & Cleaning

☐ Inspect (and clean) the blowers and the Air Bag.

☐ The pit walls should be inspected for proper coverage (no gaps or exposed sharp edges).

- ❑ **Perimeter pads** should be inspected for gaps, tears, holes, or missing bungee ties.
- ❑ Verify that there is **no liquid** on or around the Warped Wall.
- ❑ Verify all **Skatelite®** boards are secure and in place.
- ❑ Inspect the attachment points of the **Fireman's Pole**. Verify the pole is unblemished, no sharp edges, and no unstable points. The paint should not be peeling or causing rough edges.
- ❑ Examine the **flooring and platform** around the Warped Wall. Ensure there are no tripping hazards on the carpet-bonded foam, gaps in the platform, or unstable points around the court.
- ❑ Examine the **structural frame** for:
 - ❑ Structural integrity issues (no “swaying” or instability). Check all connection points, **especially anchors into the concrete**. Ensure there is no loose concrete or cracking.
 - ❑ Look for evidence of **rusted metal, rotting, or corrosion** anywhere on the steel structure.
 - ❑ Inspect all of the hardware that is securing the steel structure. If any bolts need to be replaced, only replace them with the **same strength and length** as was originally installed. If broken bolts are found, notify management before re-opening the attraction.
 - ❑ Exposed/sharp edges.

MANUFACTURER'S NOTE: Our assistance app, SUMBA, is recommended for all inspections. If SUMBA is not used, Operators and Management/Supervisors should also review the Daily and Weekly Inspection Sheets, the Maintenance Visual Aide and the Maintenance Manual for additional information about timing, processes, and visual cues for servicing a Warped Wall.

For maintenance-related questions, contact maintenance@funspot.com.

The intervals of maintenance for your park should be adjusted based on its use. The previously listed inspections and maintenance efforts are minimum recommendations.

Post-Shift Inspection >>>>>>

Post-shift inspections are generally very similar to pre-shift inspections in items of priority, however it should also include cleaning and sanitizing the used areas. Excessively dirty or functionally compromised areas should be made aware immediately to management.

© 2020 Fun Spot Manufacturing, LLC. /// 1321 E. Franklin St. Hartwell, GA 30643
www.FUNSPOT.com /// No further reproductions or distributions are authorized.

Post-shift inspections are often at the end of very busy times, therefore extra care must go into the observations Court Attendants make as they clean and review the Warped Wall - and if applicable, the Air Bag as well. In a park with an Air Bag exit, all operators and management should become familiar with the Air Bag's manual as well.

Cleaning

Cleanliness is a large part of safety when it comes to adventure parks. A **Daily Cleaning** should consist of wiping and sanitizing the padding and any features on the obstacles that involve human contact. It is best to utilize a small amount of non-caustic cleaner^o that disinfects and sanitizes with a flat-head mop for hard to reach places, and a non-abrasive rag for features within reach. At the end of every work-day, Court Attendants should work together to make sure every part of the attraction is sanitized and disinfected. Platforms around this attraction should be vacuumed and kept clear of trash and debris. In addition to a **Daily Cleaning**, a more thorough **Weekly Cleaning** list should be observed as well:

- ❑ Areas around the court, behind fences, and underneath the nearby courts should not be eyesores. **Any visible areas** to guests should always be kept clean and tidy.
- ❑ A bi-weekly **sweeping** (under the platform) should be planned, but it must be done when the court is closed or when the park is not open to the public. *Do not* attempt to sweep under or around an attraction that has customers participating in activities!
- ❑ Thoroughly **wipe** down all features/components with a non-caustic cleaner^o. All surfaces that come in contact with bodies must be given a thorough cleaning at least once a week - **in addition to the Daily cleaning that should take place at the end of each day of use.** This includes the Air Bag, Fireman's Pole, grip bars, and similar.
- ❑ Clean pads and column wraps more thoroughly with the use of an industry-standard **steam** mop. Do not hold the steam over the vinyl for more than a second. If the steam is on, keep the mop moving. If a

section of padding needs to be scrubbed after the steam is used, turn the steam function off to safely focus on smaller portions at a time.

°For a current suggested list on specific cleaning products recommended by the manufacturer, contact Fun Spot® directly.

Risk Assessment

For Owners & Operators:

Before the Warped Wall attraction is open for use within your park, please review this Risk Assessment section to verify the proper procedures and policies are in place. All staff that will monitor this play area should be aware of the listed risks and the procedures with solutions for each feasible scenario. It is the manufacturer's recommendations that all EAPs and policies regarding risk management be logged and made available to all operating staff. It is also vitally important to review these procedures often as a part of a regular training protocol.

RISK #1 Impact injury as result of fall, user error, or equipment failure.

Solution A - The Operator must ensure the briefing to all Participants is provided and that the Court Attendants are suitably trained and diligent in their duties. The Participants shall be briefed prior to entering any activity area. The briefing - whether verbal, signage, video, or a combination - must explain the potential hazards and risks of undertaking the activity and the correct method for using the equipment. The Court Attendants must observe all Participants and recognize inappropriate behaviour and intervene, with appropriate action when necessary.

Solution B - The Operator implements a procedure including weekly inspections of the trampolines to identify any damage or failure and a policy regarding prohibition from use should any weaknesses such as broken welds or missing hardware be identified. A robust procedure for the management of over-occupancy and over-crowding scenarios must be implemented and effectively managed.

Solution C - Industry-standard impact attenuation material shall be kept

at the base of the Fireman's Pole, as well as carpet-bonded foam flooring at the base of the Wall and beneath the pole's safety padding.

Solution D - Surrounding walls shall be padded with impact attenuation material. In addition, an Emergency Extraction Mat can be available upon request of the Owner/Operator to assist easier exits for injured guests. EAPs should be finalized by the Owner/Operator with local paramedics or first responders.

Solution E - Daily inspections will be maintained by the Operator to address any equipment needs before hours of operation. If the Operator is unable to fix a safety component or feature of the Air Bag Pit during non-business hours, the attraction should be closed until the component is fixed.

RISK #2 A Participant is injured through interaction or entanglement with the devices, including items such as jewelry and hair.

Solution A - The Operator shall ensure that the Participants are informed by the Cashiers about proper attire. Participants not wearing proper attire (loose clothing or articles of clothing addressed in the General Rules and Patron Education sections of this manual) should not be admitted.

Solution B - The Operator shall ensure Participants are properly briefed to inform them that they should not wear jewelry while playing in the activities and that loose, long hair should be tied back or braided.

RISK #3 Friction or abrasion injury as a result of impact.

Solution A - Participants shall wear appropriate footwear and will never exceed the max capacity.

Solution B - The Operator will ensure Participants are encouraged to always play within their skill level. Participants will also be briefed to not attempt a height on the Warped Wall that is not appropriate for their height and skill level.

Solution C - The Air Bag Pit shall have a consistent height that meets the height of the neighboring platform, with properly functioning blowers that are inspected each day.

RISK #4 Injury caused by mental overload/underload of the Court Attendant leading to human error.

Solution A - The design of the park shall ensure a suitable number of viewing points for Court Attendants and should endeavour to avoid blind-spots. A policy of staff-rotation and effective staff management can and will reduce the effects of over and under loading on staff. Supervisors should maintain a rotation to avoid mental fatigue and keep the monitors mentally sharp and fresh.

RISK #5 Injury caused by fatigue of guests.

Solution A - If a patron suddenly feels faint or exhausted, Safety Padding is provided over all hard impact surfaces within the play area, and the platform is covered with carpet-bonded foam.

Solution B - Court Attendants are trained to observe signs of exhaustion or hindered physical activity due to fatigue. A designated resting area should be provided by Operators so that participants may safely rest outside of the structure.

RISK #6 A participant is injured through impact/contact with another player or guest.

Solution A - A fixed max capacity is established and the Court Attendants are trained to never exceed that number.

Solution B - Spectators shall be instructed on safe observing areas, and Court Attendants will keep assembly areas and exits from the Air Bag Pit clear at all times.

Conclusion

The Warped Wall is an extremely popular attraction in a trampoline or adventure park, and requires proper training before patron use. For more information about Fun Spot® and our robust safety and operations training program, contact Fun Spot® at:

+1 (706) 376 8989 and FUNSPOT.com.

For more maintenance related questions, please refer to the Maintenance Manual, the Maintenance Visual Aide, and the following Appendix.

Additional questions may also be conveniently submitted to:

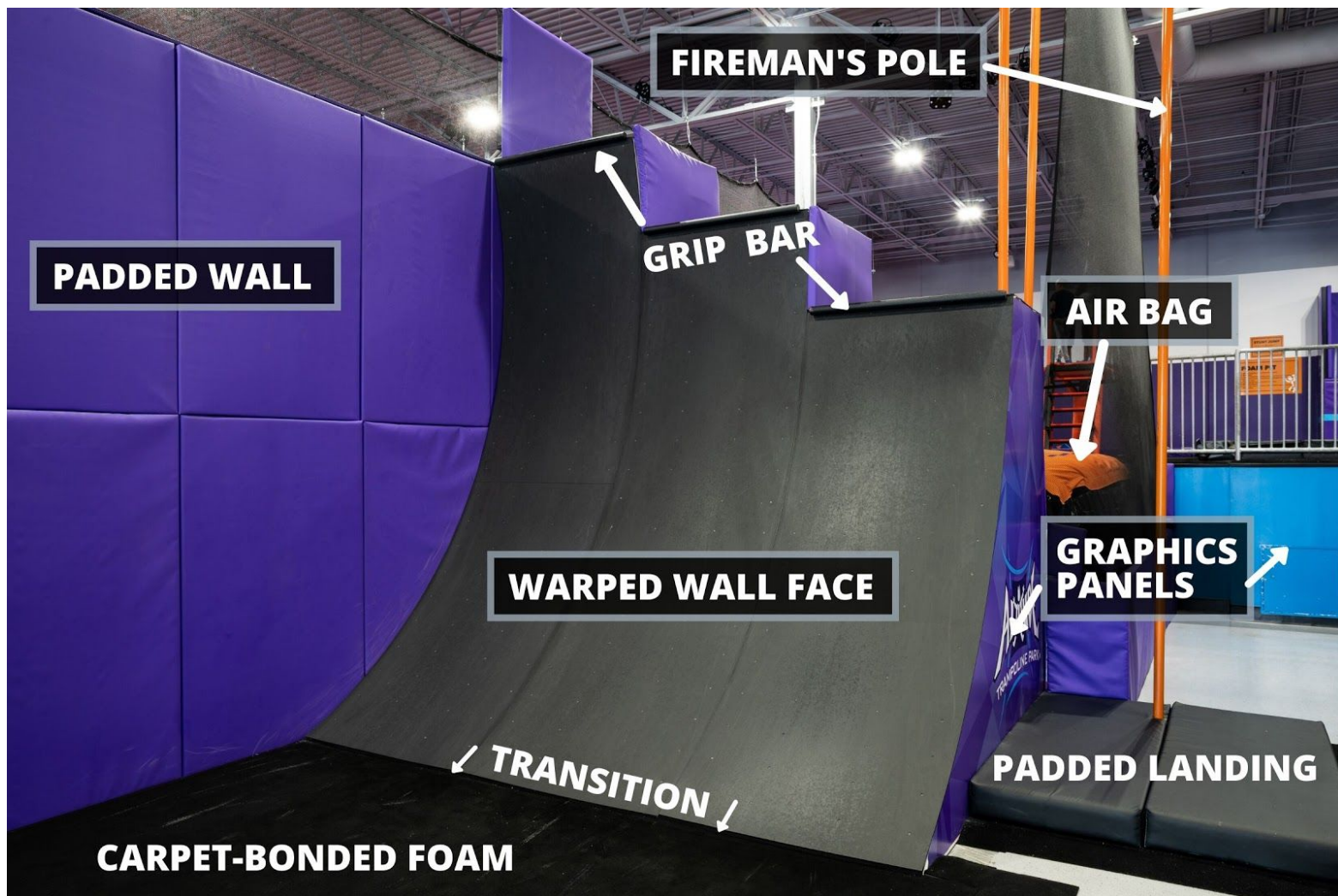
maintenance@funspot.com

Appendix A - Terminology & Pictures

ATTENTION OWNERS/OPERATORS:

Management, Operators, and Court Attendant employees should familiarize themselves with the **following terminology and standards**. For additional information on any equipment and maintaining proper function, please refer to the Fun Spot® Visual Aide and resource library.





Appendix B - Daily Inspection Chart

ATTRACTION COMPONENTS	PASS	WATCH	FAIL	NOTES
Does the Warped Wall face have any deformations or splintering of the wood, or any exposed/sharp edges?				
Does the Warped Wall have any missing or protruding hardware?				
Are the grip bars secured with no exposed sharp edges?				
Are all graphics panels/walls properly secured and undamaged?				
Are all safety and warning signs clearly displayed by the court/attraction?				
Are the fireman's pole and the padded landing immovable and in proper condition?				
Are there any potential tripping hazards on any nearby stairs or the surrounding ground/platform?				
WITH AIR BAG				
Is the Air Bag stained or defiled?				
Does the Air Bag completely and evenly inflate?				
Is the blower functioning correctly and properly attached to the Air Bag?				
Is the electrical (to the blower and alarm system) secured, with no water or hazards close by?				
After test jumps from the platform/ground, is the Air Bag's catch response as the manufacturer recommends?				
Are all other additional daily inspection matters (from the Air Bag manufacturer's manual) regarding the anchoring and safety zone as the manufacturer suggests?				
WITH SLIDE				
Are all slides secured to the structure, with no exposed sharp edges or defilement throughout?				
Are all slide supports fixed to the ground/platform and properly secured to the slide?				
Is there any missing or broken hardware?				
Is the exit padded landing secured in place, with no tears or holes?				

(continued on following page)

ADDITIONAL NOTES: _____

DATE & TIME ____ / ____ / ____ || ____ : ____ INSPECTOR _____

(By signing, you verify you have completed the inspections according to manufacturer recommendations and to the best of your ability.)



For quality consistency, have each inspector complete a new sheet each day.
For features that may contain a more time-sensitive maintenance requirement, highlight the component line for the next weekly inspection and maintenance time.
When an inspection reveals a future service requirement, <i>that is currently not urgent</i> , the WATCH column should be used. Any components that have a WATCH note attached, should be shown to all Court Attendants so that they can monitor the issue throughout their shifts. This should be repeated daily until the component receives a service that returns it to a PASS status. Any components that receive a FAIL note should be serviced immediately, and the attraction must remain closed until the component is fixed and returns to a PASS status. WATCH and FAIL items should have pictures attached to each daily inspection until it returns to PASS status.
Upon completion, combine with the correlating Weekly Inspection Sheet and reconcile all services on the Monthly Maintenance Log. It is also recommended to include pictures of all replacements with any maintenance records.
When starting a new week, review the previous Weekly and Daily Inspection Logs to ensure the highlighted components lines were serviced.
Save all Inspection logs for your records, either digital or hardcopy, for at least 3 years or for the amount of time that your attorney/legal counsel advises.
For information regarding signs and timing of maintenance needs, review all of your individual attraction/feature manuals as well as the Maintenance Manual and the corresponding visual aids. Additional inspection and maintenance resources can be found on our operator's inspection and training app, SUMBA.
All inspections throughout the month should include obstructions, condition of impact attenuation materials and covers, placement and securement of impact attenuation materials, condition of trampoline beds and suspension system, condition of frame, condition of redundant bed or barrier netting underneath or behind trampoline beds, condition of containment system and netting, condition of communications devices, condition and placement of signage, condition of foam pit and impact attenuation block material, condition of nets/goals/hoops and similar, condition of balls or other devices, condition of emergency response gear and first aid kits, condition of assembly area, and condition of adjacent platforms, entrances, exits, stairways, lifts, and ramps.

THANK YOU FOR BEING A VALUABLE FUN SPOT CUSTOMER!



IS EXCITED TO PRESENT



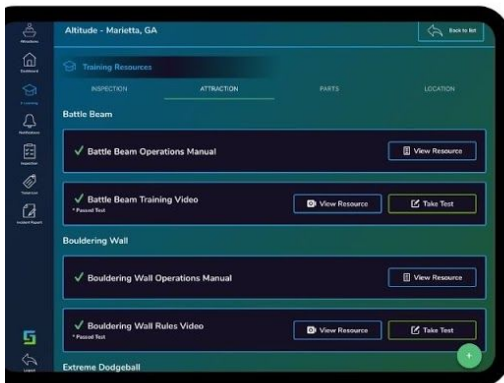
S U M B A

THE ADVENTURE PARK INDUSTRY'S NEW BEST FRIEND.



INSPECTIONS AND MAINTENANCE **MADE EASY.**
GUIDED STEPS, TIME STAMPS, MANAGER TOOLS, QR
CODES, PICTURE PROOF, REMINDERS & MORE -
EXPONENTIALLY INCREASING DEFENSIBILITY WITH A
SLEEK AND SIMPLE USER INTERFACE.

INCLUDING: OUR NEW
COURT MONITOR VIDEO TRAINING PROGRAM
WITH CORRESPONDING TESTS & STAFF LOGS
TO ENSURE THAT EVERY STAFF MEMBER IS
CORRECTLY TRAINED.
EVERY TIME.



INDIVIDUAL USER LOGINS, MAINTENANCE PORTAL, MAINTENANCE
RESOURCE VIDEO LIBRARY, OWNER AND OPERATOR STAT TOOLS -
AND MORE!

WE BUILD **SAFER** PARKS. ASK US HOW!



© 2020 Fun Spot Manufacturing, LLC. /// 1321 E. Franklin St. Hartwell, GA 30643
www.FUNSPOT.com /// No further reproductions or distributions are authorized.